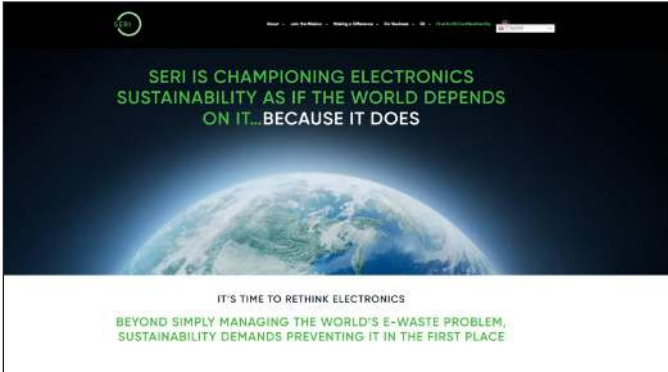


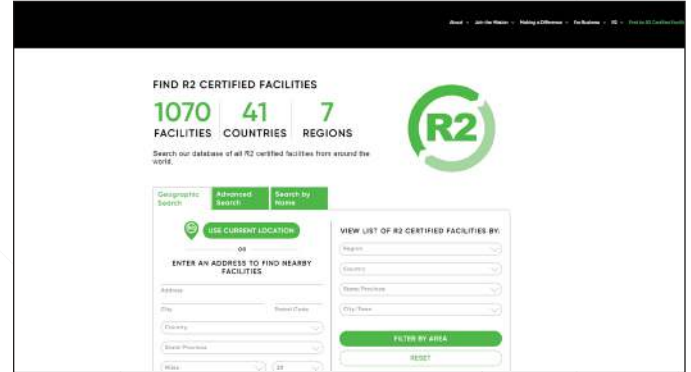


STEPS TO FINDING YOUR R2 CERTIFICATION PROFILE

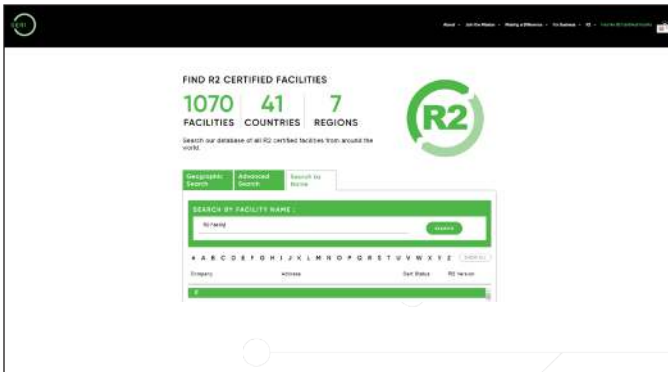
You are an R2v3 Certified Facility, which means your facility is held to the highest standards in the industry. Now, you want to share the link that shows you are an active R2v3 Certified Facility. Here are some steps to help convey your Certification on social media from the [Find An R2 Certified Facility](#) link on the SERI website.



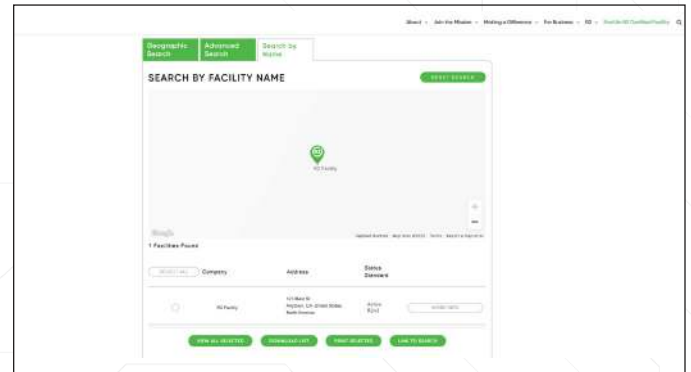
1. Go to sustainableelectronics.org and click on the link "Find An R2 Certified Facility" on the main nav.



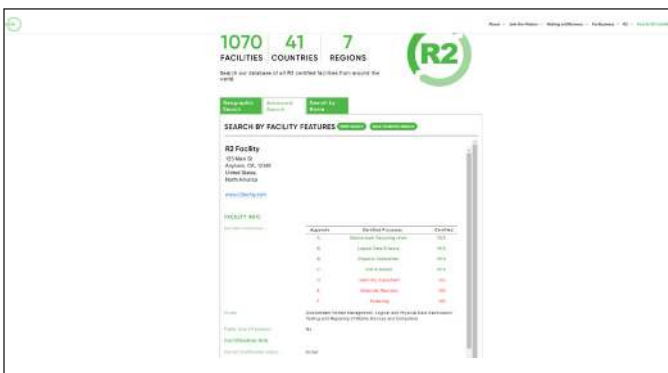
2. Click on "Search by Name."



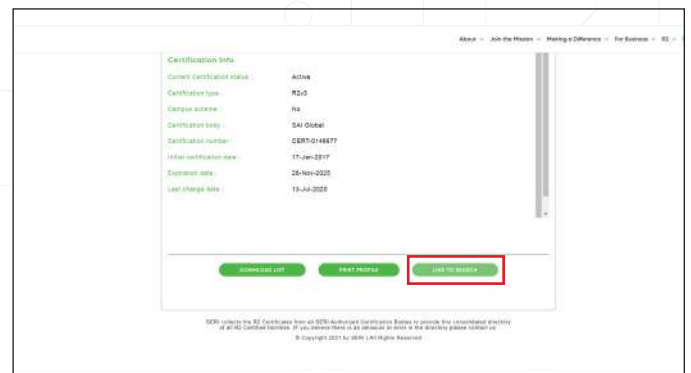
3. Type the name of your facility in the Search by Facility Name.



4. Here, you will see the information for your company, including the location. Now click on "More info."



5. This is the page you want to share with your followers on social media, showing your certification.



6. Simply click on the link to search and when you post to social media, use this link as your call to action!